

料号 705-CR5BY0-02

项目 CR5 Bi 说明书

成品尺寸 80*125 mm

公差 $\pm 1\text{mm}$

材质 105g 哑粉纸

工艺 正反印刷 风琴折页

颜色要求 双色印刷 PANTONE 1235C

其他


设计师 李佳龙 文案 吴水宁

重要: PDF 文件仅供预览, 实际印刷请使用 AI 转曲文档
(或 Cdr 转曲文档)

■ 刀模线 > 标示线刀模线
■ 标示线 > 请勿印刷!

印刷要求:

色相正确、印迹牢固、套印准确、各色套印不露杂色,
套印误差 $\leq 1\text{mm}$, 模切走位 $\leq \pm 1\text{mm}$



前言

感谢您购买 ZENIKO 产品。
5W 环形 LED 视频补光灯 CR5 Bi 专用于视频补光,拥有 5 档色温和 10 档亮度,配合磁铁圆柱,可多角度调节光线,适用于视频会议、网上教育、直播带货等场景。

主要特点

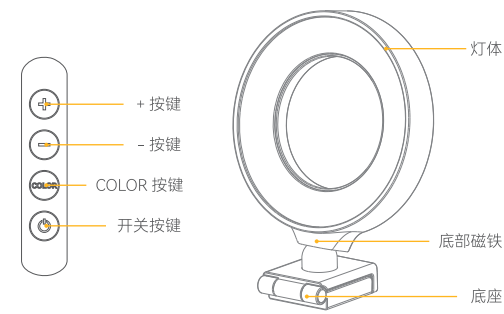
- 色温可调,支持 5 档可调
- 亮度可调,支持 10 档可调
- 光线均匀柔和,对人眼友好
- 磁铁吸附,安装 / 取下便捷
- 磁铁圆柱,可多角度调节光线
- 可通过底座,夹在电脑屏幕边缘使用
- 可通过标配三脚架,摆放在桌面使用

警告

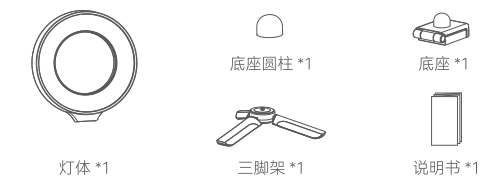
- ▲ 专业灯具,禁止儿童使用,当儿童靠近时,家长或监护人必须密切监督,以免儿童因碰撞灯具或私用灯具造成人身伤害。
- ▲ 闪光灯珠帘灯或因热变形,应停止使用并及时联系制造商,服务代理商或合格的维修人员更换灯珠,以免发生意外。
- ▲ 本设备没有防水性能,请让设备保持干燥,请勿将本设备浸入水中或其他液体中,设备需安装在干燥且通风处,避免在雨天、潮湿、多尘或过热环境下使用。

对于不规范操作引起的机器故障不在保修范围内。

部件名称




物料清单



温馨提示: 说明书中插图均为示意图,仅供参考,由于产品不断更新与升级,产品实物与插图可能存在差异,请以实物为准。

使用展示



1. 通过灯具底座将灯体固定在电脑屏幕边缘。

2. 通过三脚架连接灯体,将灯体摆放在桌面上使用。

操作说明

开机 / 关机

通过 Type-A 电源线连接直流电源,短按开关按键,实现开机或关机。

亮度调节

短按 + 按键增加亮度档位,短按 - 按键减少亮度档位; 该灯一共 10 档亮度档位,分别为 10%、20%、30%、40%、50%、60%、70%、80%、90%、100%。

色温调节

短按 COLOR 按键切换色温档位,可循环切换; 该灯一共 5 档色温档位: 3300K、3800K、4300K、5600K、6000K。

规格参数

型号	CR5 Bi
供电	5V=1A
色温	5 档色温: 3300K/3800K/4300K/5600K/6000K
亮度	10 档亮度: 10%、20%、30%、40%、50%、60%、70%、80%、90%、100%
CRI	≥95
TLCI	≥95
照度数据	668lx@2ft(0.98 英尺/0.3 米) 242lx@23ft(1.44 英尺/0.5 米) 59lx@5ft(3.28 英尺/1 米)
工作环境温度	-10°C~40°C
灯体尺寸(不包含适配器和充电线)	12.7cm*13.5cm*3.1cm
净重	162g

规格和参数如有变更,恕不另行通知。

产品保修

尊敬的用户,本保修卡是申请维修服务的重要凭证,请您配合销售商填写并妥善保管,谢谢!

产品信息	型号	产品条码
用户信息	姓名	联系电话
	通信地址	
销售商信息	名称	
	联系电话	
	通信地址	
	销售日期	
备注		

注: 此表应由销售商盖章确认。

适用范围

本文适用于相关(产品保修信息)(见后页说明)所列产品,其他非属此范围的产品或部件(如促销品、赠品及其他出厂后附加的部件等)不在本保修承诺内。

保修期

产品及部件的相应保修期按相关的《产品保修信息》执行,保修期自产品首次购买日起算,购买日以购买产品时保修卡登记日期为准。

如何获得维修服务

您可直接与产品销售商或授权服务机构联系,申请保修时,您应提供有效的保修卡作为保修凭证,方可获得保修,如您不能提供有效的保修卡,则在我们确认产品或部件属于保修范围的情况下,也可以为您提供保修,但这不作为我们的义务。

不适用保修的情况

如产品存在下列情况,本文件项下的保证和服务将不适用: ①产品或部件超过相应保修期; ②错误或不适当使用、维护或保管导致的故障或损坏,如: 不当搬运; 非按产品合理预期用途使用; 不当插拔外接设备; 跌落或外力挤压; 接触或暴露于不当温度、溶剂、酸碱、水浸或潮湿环境; ③由非卓立久授权机构或人员安装、修理、更改、添加或拆卸造成的故障或损坏; ④产品或部件原有识别信息被修改更改或删除; ⑤无效保修卡; ⑥使用非合法授权、非标准或非公开发行的软件造成的故障或损坏; ⑦因不可抗力或意外事件造成的故障或损坏; ⑧其他非因产品本身质量问题导致的故障或损坏,遇上述情况,您应向相关责任方寻求解决,卓立久对此不承担任何责任,因非在保修期或保修范围内的部件、附件或软件导致产品不能正常使用的,不在保修范围内的故障,产品使用过程中正常的颜色、磨损和消耗,不是保修范围内的故障。

产品保修和服务支持信息

产品的保修期和服务类型按以下《产品保修信息》执行:

产品类别	备件名称	保修期(月)	保修服务类型
部件	电路板	12	客户送修
	电池	3	客户送修
	充电器等带电性能的部位。	12	客户送修
其他	如内光管、造型灯泡、外壳、保护罩、锁紧装置、包装等。	无	无保修

FOREWORD

Thank you for purchasing! CR5 Bi is designed for filling light for photography with 10 levels of brightness adjustment and 5 levels of CCT adjustment. It enables light adjustment in various angles when collocating with magnetic connector, quite suitable for video conference, online courses and live streaming, etc.

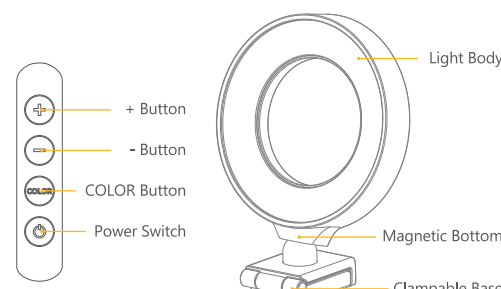
MAIN FEATURES

- Color temperature is adjustable in 5 levels.
- Brightness is adjustable in 10 levels.
- Provide soft and even lighting.
- Magnetic design facilitates easy installation and disassembly.
- Magnetic connector allows adjustable lighting angle.
- Mountable onto the computer with the clampable base.
- Attached tripod also makes it workable on the desktop.

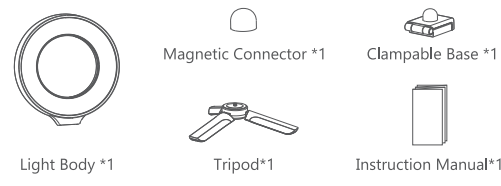
WARNING

- ▲ Keep out of reach of children. Close supervision is necessary when any appliance is used by or near children. Do not leave appliance unattended while in use.
- ▲ If the light beads are damaged or deformed by heat, stop using and contact the manufacturer, service agent or qualified maintenance in time to replace.
- ▲ This appliance is not waterproof device. Keep it dry, do not immerse this appliance in water or other liquids. Do not use this appliance in rainy, humid, dusty in overheated environments.
- ▲ Unauthorized service will void the warranty.
- ▲ Changes made to the specifications or designs may not be reflected in this manual.

NAME OF PARTS

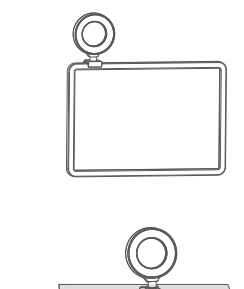


WHAT'S INSIDE



Note: Due to continuous updates and upgrades of the products, there may be differences between the actual products and the pictures. Therefore, the pictures are for reference only, products to prevail in kind.

INSTALLATION INSTRUCTION



1. Mount the light onto the computer with the clampable base.

2. Place the light on the desktop with the tripod.

OPERATION INSTRUCTION

Power Switch

Connect to the DC power supply through Type-A power cable, short press the power switch button to turn on or off.

Brightness Adjustment

Short press the + button to increase the brightness, short press the - button to reduce the brightness within 10 levels: 10%, 20%, 30%, 40%, 50%, 60%, 70%, 80%, 90%, and 100%.

Color Temperature Adjustment

Short press the COLOR button to switch the color temperature cyclically within 5 levels: 3300K, 3800K, 4300K, 5600K, 6000K.

TECHNICAL DATA

Model	CR5 Bi
Power Supply	5V=1A
CCT	5 levels: 3300K/3800K/4300K/5600K/6000K
Brightness	10 levels: 10%、20%、30%、40%、50%、60%、70%、80%、90%、100%
CRI	≥95
TLCI	≥95
Illuminance Data	668lx@2ft(0.98ft/0.3m) 242lx@23ft(1.44ft/0.5m) 59lx@5ft(3.28ft/1m)
Working Environment Temperature	-10°C~40°C
Dimension(INCLUDING adapter & charging cable)	12.7cm*13.5cm*3.1cm
Netweight	162g

Specifications and data may subject to changes without notice.

Declaration of Conformity

Zeniko Technology Co., LTD hereby declares that this equipment are in compliance with the essential requirements and other relevant provisions of Directive 2014/30/EU. They are allowed to be used in all EU member states.

For more information of DoC, Please click this web link:

<http://www.zeniko.com/EU/CR5BLPDF>

FCC STATEMENT

This device complies with part 15 of the FCC Rules. Operation is subject to the following two conditions: (1) This device may not cause harmful interference, and (2) this device must accept any interference received, including interference that may cause undesired operation.

Any Changes or modifications not expressly approved by the party responsible for compliance could void the user's authority to operate the equipment.

Note: This equipment has been tested and found to comply with the limits for a Class B digital device, pursuant to part 15 of the FCC Rules. These limits are designed to provide reasonable protection against harmful interference in a residential installation. This equipment generates uses and can radiate radio frequency energy and, if not installed and used in accordance with the instructions, may cause harmful interference to radio communications. However, there is no guarantee that interference will not occur in a particular installation. If this equipment does cause harmful interference to radio or television reception, which can be determined by turning the equipment off and on, the user is encouraged to try to correct the interference by one or more of the following measures:

- Reorient or relocate the receiving antenna.
- Increase the separation between the equipment and receiver.
- Connect the equipment into an outlet on a circuit different from that to which the receiver is connected.
- Consult the dealer or an experienced radio/TV technician for help.

WARRANTY

Dear customers, as this warranty card is an important certificate to apply for our maintenance service, please fill in the following form in coordination with the seller and safe-keep it. Thank you!

Product Information	Model	Product Code Number
Customer Information	Name	Contact Number
	Address	
Seller Information	Name	
	Contact Number	
	Address	
	Date of Sale	
Note:		

Note: This form shall be sealed by the seller.

Applicable Products

The document applies to the products listed on the Product Maintenance Information (see below for further information). Other products or accessories (e.g. promotional items, giveaways and additional accessories attached, etc.) are not included in this warranty scope.

Warranty Period

The warranty period of products and accessories is implemented according to the relevant Product Maintenance Information. The warranty period is calculated from the day(purchase date) when the product is bought for the first time. And the purchase date is considered as the date registered on the warranty card when buying the product.

How to Get the Maintenance Service

If maintenance service is needed, you can directly contact the product distributor or authorized service institutions. You can also contact the Godox after-sale service call

and we will offer you service. When applying for maintenance service, you should provide valid warranty card. If you cannot provide valid warranty card, we may offer you maintenance service once confirmed that the product or accessory is involved in the maintenance scope, but that shall not be considered as our obligation.

Inapplicable Cases

The guarantee and service offered by this document are not applicable in the following cases: ①. The product or accessory has expired its warranty period; ②. Breakage or damage caused by inappropriate usage, maintenance or preservation, such as improper packing, improper usage, improper plugging in/out external equipment, falling off or squeezing by external force, contacting or exposing to the improper temperature, solvent, acid, base, flooding and damp environments, etc; ③. Breakage or damage caused by non-authorized institution or staff in the process of installation, maintenance, alteration, addition and detachment; ④. The original identifying information of product or accessory is modified, alternated, or removed; ⑤. No valid warranty card; ⑥. Breakage or damage caused by using illegally authorized, nonstandard or non-public released software; ⑦. Breakage or damage caused by force majeure or accident; ⑧. Breakage or damage that could not be attributed to the product itself. Once met these situations above, you should seek solutions from the related responsible parties and Godox assumes no responsibility. The damage caused by parts, accessories and software that beyond the warranty period or scope is not included in our maintenance scope. The normal discoloration, abrasion and consumption are not the breakage within the maintenance scope.

Maintenance and Service Support Information

The warranty period and service types of products are implemented according to the following Product Maintenance Information:

Product Type	Name	Maintenance Period(month)	Warranty Service Type
Parts	Circuit Board	12	Customer sends the product to designated site
	Battery	3	Customer sends the product to designated site
	Electrical parts (e.g. battery charger, etc.	12	Customer sends the product to designated site
Other Items	Flash tube, modeling lamp, lamp body, lamp cover, locking device, package, etc.	NO	Without warranty



深圳卓立久科技有限公司
地址: 深圳市罗湖区桂园街道深南东路 5033 号金山大厦 1208
电话: 0755-25106331

Zeniko Technology Co., LTD
Add: 1208 Room, Jindian Building, No.5033, Shennan East Road, Xixue Community, Guliyuan Street, Luohu District, Shenzhen City
Tel: +86-755-25106331

www.zeniko.com
Made in China | 705-CR5Bi-02

